



























































**ANEMIA EN NIÑOS MENORES DE 5 AÑOS QUE ACCEDEN A LOS
ESTABLECIMIENTOS DE SALUD POR PROVINCIA - DISTRITO
Y ESTABLECIMIENTOS EN LA DIRESA JUNIN
I SEMESTRE 2014**

| Red - Micro Red - Establecimiento de salud | Tipo de Anemia | | | N° De Evaluados | TOTAL N° Casos | Anemia (%) |
|---|----------------|------------|----------|--------------------|-------------------|-------------|
| | Leve | Moderada | Severa | | | |
| CHANCHAMAYO | 405 | 315 | 5 | 1320 | 725 | 54.9 |
| CHANCHAMAYO | 77 | 90 | | 249 | 167 | 67.1 |
| PERENE | 75 | 49 | 2 | 256 | 126 | 49.2 |
| PICHANAQUI | 132 | 106 | 2 | 387 | 240 | 62.0 |
| SAN LUIS DE SHUARO | 28 | 12 | 1 | 101 | 41 | 40.6 |
| SAN RAMON | 91 | 58 | | 322 | 149 | 46.3 |
| VITOC | 2 | | | 5 | 2 | 40.0 |
| CHUPACA | 174 | 176 | 2 | 510 | 352 | 69.0 |
| AHUAC | 29 | 16 | | 73 | 45 | 61.6 |
| CHONGOS BAJO | 18 | 13 | | 38 | 31 | 81.6 |
| CHUPACA | 63 | 34 | | 153 | 97 | 63.4 |
| HUACHAC | 17 | 22 | | 40 | 39 | 97.5 |
| HUAMANCACA CHICO | 3 | 16 | 1 | 22 | 20 | 90.9 |
| SAN JUAN DE ISCOS | 25 | 37 | 1 | 83 | 63 | 75.9 |
| SAN JUAN DE JARPA | | 8 | | 9 | 8 | 88.9 |
| TRES DE DICIEMBRE | 19 | 29 | | 90 | 48 | 53.3 |
| YANACANCHA | | 1 | | 2 | 1 | 50.0 |
| CONCEPCION | 74 | 101 | 6 | 267 | 181 | 67.8 |
| ANDAMARCA | 7 | 13 | | 35 | 20 | 57.1 |
| CHAMBARA | 7 | 25 | 3 | 40 | 35 | 87.5 |
| COMAS | 4 | 2 | | 7 | 6 | 85.7 |
| CONCEPCION | 20 | 15 | | 58 | 35 | 60.3 |
| HEROINAS TOLEDO | | 7 | 2 | 9 | 9 | 100.0 |
| MANZANARES | | 13 | | 16 | 13 | 81.3 |
| MITO | | 3 | 1 | 4 | 4 | 100.0 |
| NUEVE DE JULIO | 1 | | | 1 | 1 | 100.0 |
| ORCOTUNA | 2 | 10 | | 14 | 12 | 85.7 |
| SAN JOSE DE QUERO | 30 | 10 | | 76 | 40 | 52.6 |
| SANTA ROSA DE OCOPA | 3 | 3 | | 7 | 6 | 85.7 |

| | | | | | | | |
|---------------------------|------------|------------|-----------|-------------|------------|---|--------------|
| HUANCAYO | 306 | 406 | 17 | 1220 | 729 |  | 59.8 |
| CHICCHE | | 1 | | 1 | 1 |  | 100.0 |
| CHILCA | 72 | 115 | 9 | 289 | 196 |  | 67.8 |
| CHONGOS ALTO | | | 1 | 1 | 1 |  | 100.0 |
| COLCA | | 4 | | 5 | 4 |  | 80.0 |
| CULLHUAS | 2 | 4 | | 6 | 6 |  | 100.0 |
| EL TAMBO | 36 | 32 | | 100 | 68 |  | 68.0 |
| HUACRAPUQUIO | | | | 1 | 0 |  | 0.0 |
| HUALHUAS | 1 | | | 1 | 1 |  | 100.0 |
| HUANCAN | 36 | 47 | | 149 | 83 |  | 55.7 |
| HUANCAYO | 94 | 96 | 5 | 336 | 195 |  | 58.0 |
| HUAYUCACHI | | 3 | | 3 | 3 |  | 100.0 |
| INGENIO | | 1 | | 8 | 1 |  | 12.5 |
| PARIAHUANCA | 15 | 15 | 1 | 93 | 31 |  | 33.3 |
| PUCARA | 19 | 23 | | 91 | 42 |  | 46.2 |
| SAN AGUSTIN | 3 | 3 | | 7 | 6 |  | 85.7 |
| SAN JERONIMO DE TUNAN | | 1 | | 1 | 1 |  | 100.0 |
| SANTO DOMINGO DE ACOBAMBA | 4 | 10 | 1 | 21 | 15 |  | 71.4 |
| SAÑO | 2 | | | 3 | 2 |  | 66.7 |
| SAPALLANGA | 14 | 43 | | 75 | 57 |  | 76.0 |
| SICAYA | 7 | 8 | | 24 | 15 |  | 62.5 |
| VIQUES | 1 | | | 3 | 1 |  | 33.3 |
| JAUIJA | 188 | 195 | 3 | 622 | 386 |  | 62.1 |
| ACOLLA | 31 | 31 | | 73 | 62 |  | 84.9 |
| APATA | 16 | 1 | | 36 | 17 |  | 47.2 |
| ATAURA | 1 | 2 | | 7 | 3 |  | 42.9 |
| CANCHAYLLO | 3 | 7 | 2 | 15 | 12 |  | 80.0 |
| EL MANTARO | 12 | 6 | | 44 | 18 |  | 40.9 |
| HUAMALI | 1 | 2 | | 3 | 3 |  | 100.0 |
| HUERTAS | | 9 | | 9 | 9 |  | 100.0 |
| JAUIJA | 63 | 81 | | 199 | 144 |  | 72.4 |
| LEONOR ORDOÑEZ | 6 | 5 | | 19 | 11 |  | 57.9 |
| LLOCLLAPAMPA | 2 | 3 | 1 | 6 | 6 |  | 100.0 |
| MARCO | 1 | 1 | | 2 | 2 |  | 100.0 |
| MASMA | 4 | | | 14 | 4 |  | 28.6 |
| MOLINOS | 2 | 9 | | 12 | 11 |  | 91.7 |
| MUQUI | 1 | 4 | | 8 | 5 |  | 62.5 |
| MUQUIYAUYO | 3 | 2 | | 5 | 5 |  | 100.0 |
| PACA | 4 | | | 24 | 4 |  | 16.7 |
| PACCHA | 3 | 1 | | 6 | 4 |  | 66.7 |
| PANCAN | 1 | | | 3 | 1 |  | 33.3 |
| PARCO | 3 | | | 14 | 3 |  | 21.4 |
| POMACANCHA | 1 | 3 | | 4 | 4 |  | 100.0 |
| RICRAN | 1 | | | 1 | 1 |  | 100.0 |
| SAN LORENZO | 5 | 1 | | 12 | 6 |  | 50.0 |
| SAN PEDRO DE CHUNAN | 2 | 1 | | 17 | 3 |  | 17.6 |
| SAUSA | | 1 | | 11 | 1 |  | 9.1 |
| SINCOS | 9 | 12 | | 27 | 21 |  | 77.8 |
| TUNAN MARCA | 3 | 6 | | 11 | 9 |  | 81.8 |
| YAULI | 2 | 6 | | 9 | 8 |  | 88.9 |
| YAUYOS | 8 | 1 | | 31 | 9 |  | 29.0 |
| JUNIN | 27 | 45 | 8 | 104 | 80 |  | 76.9 |
| CARHUAMAYO | | 1 | 4 | 5 | 5 |  | 100.0 |
| JUNIN | 19 | 33 | | 59 | 52 |  | 88.1 |
| ONDORES | 4 | 4 | 3 | 11 | 11 |  | 100.0 |
| ULCUMAYO | 4 | 7 | 1 | 29 | 12 |  | 41.4 |

| | | | | | | |
|----------------------|-------------|-------------|------------|--------------|-------------|--------------|
| SATIPO | 1076 | 415 | 13 | 4601 | 1504 | 32.7 |
| COVIRALI | 20 | 13 | 2 | 60 | 35 | 58.3 |
| LLAYLLA | 49 | 16 | | 191 | 65 | 34.0 |
| MAZAMARI | 136 | 47 | | 732 | 183 | 25.0 |
| PAMPA HERMOSA | 22 | 7 | | 159 | 29 | 18.2 |
| PANGOA | 358 | 174 | 2 | 1918 | 534 | 27.8 |
| RIO NEGRO | 216 | 66 | 5 | 767 | 287 | 37.4 |
| RIO TAMBO | 189 | 78 | 2 | 570 | 269 | 47.2 |
| SATIPO | 86 | 14 | 2 | 204 | 102 | 50.0 |
| TARMA | 339 | 496 | 42 | 1258 | 877 | 69.7 |
| ACOBAMBA | 43 | 4 | | 188 | 47 | 25.0 |
| HUARICOLCA | 5 | 16 | 1 | 32 | 22 | 68.8 |
| HUASAHUASI | 54 | 98 | 8 | 230 | 160 | 69.6 |
| LA UNION | 20 | 4 | | 52 | 24 | 46.2 |
| PALCA | 47 | 36 | 1 | 127 | 84 | 66.1 |
| PALCAMAYO | 12 | 20 | 2 | 41 | 34 | 82.9 |
| SAN PEDRO DE CAJAS | 18 | 26 | 5 | 56 | 49 | 87.5 |
| TAPO | 36 | 52 | 2 | 100 | 90 | 90.0 |
| TARMA | 104 | 240 | 23 | 432 | 367 | 85.0 |
| YAULI | 104 | 206 | 21 | 439 | 331 | 75.4 |
| CHACAPALPA | | 1 | | 1 | 1 | 100.0 |
| HUAY-HUAY | | 4 | | 4 | 4 | 100.0 |
| LA OROYA | 52 | 72 | 3 | 177 | 127 | 71.8 |
| MARCAPOMACocha | | 4 | | 5 | 4 | 80.0 |
| MOROCOCHA | 12 | 22 | 13 | 66 | 47 | 71.2 |
| PACCHA | 7 | 16 | 1 | 33 | 24 | 72.7 |
| SANTA ROSA DE SACCO | 23 | 65 | 3 | 110 | 91 | 82.7 |
| YAULI | 10 | 22 | 1 | 43 | 33 | 76.7 |
| Total general | 2693 | 2355 | 117 | 10341 | 5165 | 49.9 |

DIRECCION REGIONAL DE SALUD JUNIN

Oficina de Informatica Telecomunicaciones y Estadistica


























































**ANEMIA EN NIÑOS MENORES DE 5 AÑOS QUE ACCEDEN A LOS
ESTABLECIMIENTOS DE SALUD POR PROVINCIA - DISTRITO
Y ESTABLECIMIENTOS EN LA DIRESA JUNIN
I SEMESTRE 2014**

| Red - Micro Red - Establecimiento de salud | Tipo de Anemia | | | N° De Evaluados | TOTAL N° Casos | Anemia (%) |
|---|----------------|-------------|------------|--------------------|-------------------|-------------|
| | Leve | Moderada | Severa | | | |
| CHANCHAMAYO | 405 | 315 | 5 | 1320 | 725 | 54.9 |
| CHUPACA | 174 | 176 | 2 | 510 | 352 | 69.0 |
| CONCEPCION | 74 | 101 | 6 | 267 | 181 | 67.8 |
| HUANCAYO | 306 | 406 | 17 | 1218 | 729 | 59.9 |
| JAUIJA | 188 | 195 | 3 | 622 | 386 | 62.1 |
| JUNIN | 27 | 45 | 8 | 104 | 80 | 76.9 |
| SATIPO | 1076 | 415 | 13 | 4601 | 1504 | 32.7 |
| TARMA | 339 | 496 | 42 | 1258 | 877 | 69.7 |
| YAULI | 104 | 206 | 21 | 439 | 331 | 75.4 |
| Total general | 2693 | 2355 | 117 | 10340 | 5165 | 50.0 |



**ANEMIA EN NIÑOS MENORES DE 3 AÑOS QUE ACCEDEN A LOS ESTABLECIMIENTOS
DE SALUD POR PROVINCIA - DISTRITO
Y ESTABLECIMIENTOS EN LA DIRESA JUNIN
I SEMESTRE 2014**

| Red - Micro Red - Establecimiento de salud | Tipo de Anemia | | | N° De Evaluados | TOTAL N° Casos | Anemia (%) |
|--|----------------|------------|----------|-----------------|----------------|-------------|
| | Leve | Moderada | Severa | | | |
| CHANCHAMAYO | 372 | 302 | 5 | 1163 | 679 | 58.4 |
| CHANCHAMAYO | 73 | 87 | | 230 | 160 | 69.6 |
| PERENE | 69 | 46 | 2 | 230 | 117 | 50.9 |
| PICHANAQUI | 124 | 104 | 2 | 361 | 230 | 63.7 |
| SAN LUIS DE SHUARO | 20 | 11 | 1 | 81 | 32 | 39.5 |
| SAN RAMON | 84 | 54 | | 256 | 138 | 53.9 |
| VITOC | 2 | | | 5 | 2 | 40.0 |
| CHUPACA | 125 | 148 | 1 | 366 | 274 | 74.9 |
| AHUAC | 18 | 13 | | 51 | 31 | 60.8 |
| CHONGOS BAJO | 16 | 10 | | 27 | 26 | 96.3 |
| CHUPACA | 46 | 32 | | 108 | 78 | 72.2 |
| HUACHAC | 16 | 19 | | 36 | 35 | 97.2 |
| HUAMANCACA CHICO | 2 | 9 | 1 | 14 | 12 | 85.7 |
| SAN JUAN DE ISCOS | 14 | 29 | | 50 | 43 | 86.0 |
| SAN JUAN DE JARPA | | 7 | | 7 | 7 | 100.0 |
| TRES DE DICIEMBRE | 13 | 28 | | 72 | 41 | 56.9 |
| YANACANCHA | | 1 | | 1 | 1 | 100.0 |
| CONCEPCION | 64 | 87 | 6 | 219 | 157 | 71.7 |
| ANDAMARCA | 6 | 10 | | 25 | 16 | 64.0 |
| CHAMBARA | 5 | 22 | 3 | 35 | 30 | 85.7 |
| COMAS | 4 | 2 | | 7 | 6 | 85.7 |
| CONCEPCION | 19 | 15 | | 50 | 34 | 68.0 |
| HEROINAS TOLEDO | | 6 | 2 | 8 | 8 | 100.0 |
| MANZANARES | | 12 | | 15 | 12 | 80.0 |
| MITO | | | 1 | 1 | 1 | 100.0 |
| NUEVE DE JULIO | 1 | | | 1 | 1 | 100.0 |
| ORCOTUNA | 2 | 9 | | 13 | 11 | 84.6 |
| SAN JOSE DE QUERO | 24 | 8 | | 57 | 32 | 56.1 |
| SANTA ROSA DE OCOPA | 3 | 3 | | 7 | 6 | 85.7 |

| | | | | | | | |
|---------------------------|------------|------------|-----------|-------------|------------|---|--------------|
| HUANCAYO | 261 | 354 | 17 | 1034 | 632 |  | 61.1 |
| CHICCHE | | 1 | | 1 | 1 |  | 100.0 |
| CHILCA | 67 | 106 | 9 | 266 | 182 |  | 68.4 |
| CHONGOS ALTO | | | 1 | 1 | 1 |  | 100.0 |
| COLCA | | 1 | | 2 | 1 |  | 50.0 |
| CULLHUAS | 2 | 2 | | 4 | 4 |  | 100.0 |
| EL TAMBO | 30 | 30 | | 87 | 60 |  | 69.0 |
| HUACRAPUQUIO | | | | 1 | 0 |  | 0.0 |
| | | | | | | | |
| HUANCAN | 24 | 43 | | 122 | 67 |  | 54.9 |
| HUANCAYO | 87 | 89 | 5 | 310 | 181 |  | 58.4 |
| HUAYUCACHI | | 3 | | 3 | 3 |  | 100.0 |
| INGENIO | | 1 | | 8 | 1 |  | 12.5 |
| PARIAHUANCA | 13 | 14 | 1 | 75 | 28 |  | 37.3 |
| PUCARA | 15 | 14 | | 55 | 29 |  | 52.7 |
| SAN AGUSTIN | 3 | 3 | | 7 | 6 |  | 85.7 |
| SAN JERONIMO DE TUNAN | | 1 | | 1 | 1 |  | 100.0 |
| SANTO DOMINGO DE ACOBAMBA | 4 | 4 | 1 | 14 | 9 |  | 64.3 |
| SAÑO | 1 | | | 2 | 1 |  | 50.0 |
| SAPALLANGA | 8 | 36 | | 54 | 44 |  | 81.5 |
| SICAYA | 6 | 6 | | 17 | 12 |  | 70.6 |
| VIQUES | 1 | | | 3 | 1 |  | 33.3 |
| JAUIJA | 159 | 178 | 3 | 522 | 340 |  | 65.1 |
| ACOLLA | 22 | 23 | | 51 | 45 |  | 88.2 |
| APATA | 15 | 1 | | 27 | 16 |  | 59.3 |
| ATAURA | 1 | 2 | | 7 | 3 |  | 42.9 |
| CANCHAYLLO | 3 | 7 | 2 | 14 | 12 |  | 85.7 |
| EL MANTARO | 10 | 5 | | 31 | 15 |  | 48.4 |
| HUAMALI | 1 | 1 | | 2 | 2 |  | 100.0 |
| HUERTAS | | 8 | | 8 | 8 |  | 100.0 |
| JAUIJA | 61 | 81 | | 192 | 142 |  | 74.0 |
| LEONOR ORDOÑEZ | 5 | 5 | | 16 | 10 |  | 62.5 |
| LLOCLLAPAMPA | 2 | 3 | 1 | 6 | 6 |  | 100.0 |
| MARCO | 1 | 1 | | 2 | 2 |  | 100.0 |
| MASMA | 4 | | | 13 | 4 |  | 30.8 |
| MOLINOS | 1 | 6 | | 7 | 7 |  | 100.0 |
| MUQUI | 1 | 4 | | 8 | 5 |  | 62.5 |
| MUQUIYAUYO | 2 | 2 | | 4 | 4 |  | 100.0 |
| PACA | 1 | | | 16 | 1 |  | 6.3 |
| PACCHA | 2 | 1 | | 4 | 3 |  | 75.0 |
| PANCAN | 1 | | | 2 | 1 |  | 50.0 |
| PARCO | 3 | | | 11 | 3 |  | 27.3 |
| POMACANCHA | 1 | 3 | | 4 | 4 |  | 100.0 |
| RICRAN | 1 | | | 1 | 1 |  | 100.0 |
| SAN LORENZO | 5 | 1 | | 11 | 6 |  | 54.5 |
| SAN PEDRO DE CHUNAN | 2 | 1 | | 14 | 3 |  | 21.4 |
| SAUSA | | 1 | | 11 | 1 |  | 9.1 |
| SINCOS | 5 | 10 | | 19 | 15 |  | 78.9 |
| TUNAN MARCA | 3 | 5 | | 10 | 8 |  | 80.0 |
| YAULI | | 6 | | 7 | 6 |  | 85.7 |
| YAUYOS | 6 | 1 | | 24 | 7 |  | 29.2 |
| JUNIN | 21 | 37 | 7 | 82 | 65 |  | 79.3 |
| CARHUAMAYO | | 1 | 4 | 5 | 5 |  | 100.0 |
| JUNIN | 15 | 29 | | 49 | 44 |  | 89.8 |
| ONDORES | 2 | 4 | 2 | 8 | 8 |  | 100.0 |
| ULCUMAYO | 4 | 3 | 1 | 20 | 8 |  | 40.0 |

| | | | | | | |
|----------------------|-------------|-------------|------------|-------------|-------------|-------------|
| SATIPO | 844 | 302 | 10 | 3208 | 1156 | 36.0 |
| COVIRIALI | 18 | 12 | 2 | 51 | 32 | 62.7 |
| LLAYLLA | 38 | 12 | | 138 | 50 | 36.2 |
| MAZAMARI | 111 | 35 | | 505 | 146 | 28.9 |
| PAMPA HERMOSA | 17 | 6 | | 104 | 23 | 22.1 |
| PANGO | 271 | 115 | 1 | 1260 | 387 | 30.7 |
| RIO NEGRO | 178 | 54 | 3 | 587 | 235 | 40.0 |
| RIO TAMBO | 131 | 56 | 2 | 375 | 189 | 50.4 |
| SATIPO | 80 | 12 | 2 | 188 | 94 | 50.0 |
| TARMA | 306 | 448 | 39 | 1101 | 793 | 72.0 |
| ACOBAMBA | 42 | 2 | | 140 | 44 | 31.4 |
| HUARICOLCA | 3 | 11 | | 23 | 14 | 60.9 |
| HUASAHUASI | 49 | 96 | 8 | 205 | 153 | 74.6 |
| LA UNION | 20 | 4 | | 52 | 24 | 46.2 |
| PALCA | 44 | 34 | | 120 | 78 | 65.0 |
| PALCAMAYO | 9 | 12 | 1 | 26 | 22 | 84.6 |
| SAN PEDRO DE CAJAS | 12 | 25 | 5 | 49 | 42 | 85.7 |
| TAPO | 24 | 32 | 2 | 66 | 58 | 87.9 |
| TARMA | 103 | 232 | 23 | 420 | 358 | 85.2 |
| YAULI | 79 | 184 | 20 | 359 | 283 | 78.8 |
| CHACAPALPA | | 1 | | 1 | 1 | 100.0 |
| HUAY-HUAY | | 3 | | 3 | 3 | 100.0 |
| LA OROYA | 38 | 66 | 2 | 139 | 106 | 76.3 |
| MARCAPOMACocha | | 4 | | 5 | 4 | 80.0 |
| MOROCOCHA | 9 | 18 | 13 | 57 | 40 | 70.2 |
| PACCHA | 5 | 14 | 1 | 24 | 20 | 83.3 |
| SANTA ROSA DE SACCO | 19 | 57 | 3 | 91 | 79 | 86.8 |
| YAULI | 8 | 21 | 1 | 39 | 30 | 76.9 |
| Total general | 2231 | 2040 | 108 | 8054 | 4379 | 54.4 |

DIRECCION REGIONAL DE SALUD JUNIN
Oficina de Informatica Telecomunicaciones y Estadistica



**ANEMIA EN NIÑOS MENORES DE 3 AÑOS QUE ACCEDEN A LOS ESTABLECIMIENTOS
DE SALUD POR PROVINCIA - DISTRITO
Y ESTABLECIMIENTOS EN LA DIRESA JUNIN
I SEMESTRE 2014**

| Red - Micro Red - Establecimiento de salud | Tipo de Anemia | | | N° De Evaluados | TOTAL N° Casos | Anemia (%) |
|--|----------------|----------|--------|--------------------|-------------------|------------|
| | Leve | Moderada | Severa | | | |
| CHANCHAMAYO | 372 | 302 | 5 | 1163 | 679 | 58.4 |
| CHUPACA | 125 | 148 | 1 | 366 | 274 | 74.9 |
| CONCEPCION | 64 | 87 | 6 | 219 | 157 | 71.7 |
| HUANCAYO | 261 | 354 | 17 | 1034 | 632 | 61.1 |
| JAUJA | 159 | 178 | 3 | 522 | 340 | 65.1 |
| JUNIN | 21 | 37 | 7 | 82 | 65 | 79.3 |
| SATIPO | 844 | 302 | 10 | 3208 | 1156 | 36.0 |
| TARMA | 306 | 448 | 39 | 1101 | 793 | 72.0 |
| YAULI | 79 | 184 | 20 | 359 | 283 | 78.8 |
| Total general | 2231 | 2040 | 108 | 8054 | 4379 | 54.4 |